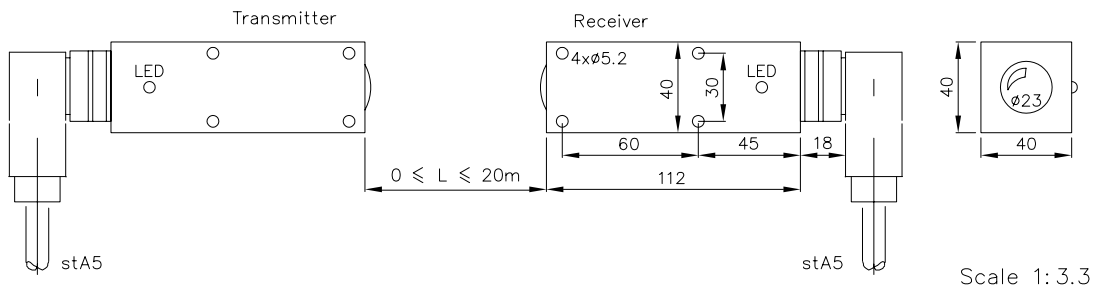
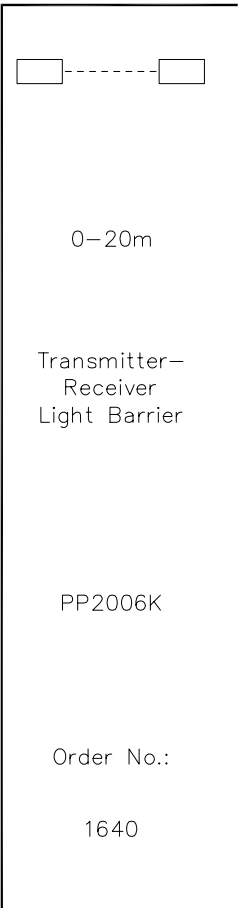
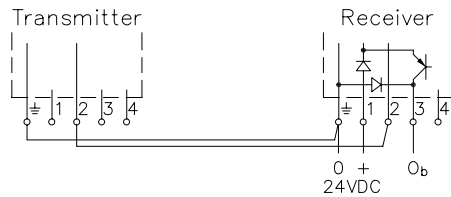


Transmitter-Receiver Light Barrier Type PP2006K



Connection diagram



Technical characteristics:

Housing	PVC
Weight	approx. 2x250g
Protection mode	IP65
Connection	4+1 pole Plug, stA5
Supply	24VDC±20%/60mA
Output	pnp 60mA s.c.-prot., e2
Signal mode	brightswitching, h
Access time	<12ms/Switch transition
Switch frequency	40/s
Transmitter light	GaAs 880nm (invisible)
Steady light resistance	>80kLx
Interference supression	Force synchronization
Switch indicator	LED red (Receiver)
Working indicator	LED red (Transmitter)
Ambient temperature	-25..+60°C
Range	20m in clear air without diaphragms larger range with PP2005K

Special design:

Output	pnp 60mA, e3 Optocoupler 60V/50mA, e1
Access time	"q": <2ms/Switch transition
Switching freq.	"q": 300/s
Signal mode	darkswitching, d

Accessories:

- 1640 DE 1
- E_1640 1 (16.05.01 tb)
- 07.01.03 gs
- Adjusting flange
- Control unit
- Diaphragms