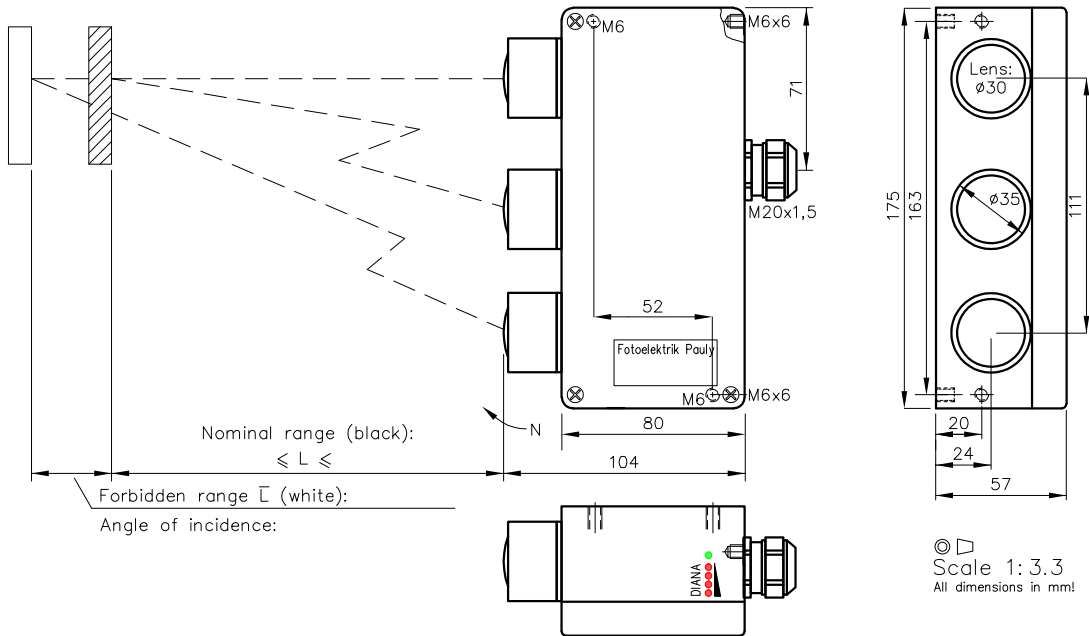
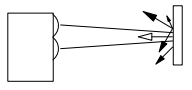


## Diffuse-Reflective Sensor with active Background Response Suppression Type PR1031RFZ / /

400...1500mm

Diffuse-Reflective Sensor with active Background Response Suppression

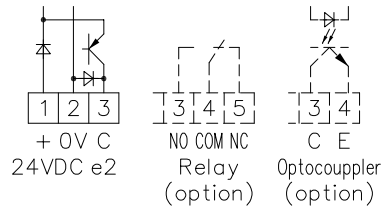
PR1031RFZ././.

Order no.: 1456

**Note:**

Diffuse Reflective surfaces are reliably detected even when the detecting beam's angle of incidence deviates sharply from 90°. Reflective surfaces can considerably impair the detecting quality. However, reflective surfaces can still be recognised beyond the forbidden distance  $\square$ ; slightly tilting the sensor helps. Tilting should only be done in the direction of the "N" arrow. In the case of cylindrical detecting objects the sensor beams should be directed onto the surface line as far as possible.

**Connection Diagram:**



**Technical Characteristics:**

Housing	Al-Cast
Weight	approx. 1400g
Protection mode	IP65
Connection	Terminal strip/Cable gland
Supply	24VDC/60mA without load
Output	pnp 60mA s.c.-prot., e2
Signal mode	bright-/darkswitching, selectable
Transmitter light	LED 850...880nm, invisible
Steady light resistance	>80kLx
Interference suppression	Force synchronization
Access time	~12ms/switch transition
Switching rate	40/s (Relay: 10/s)
Switch indicator	LED green
Level indicator	4x LED red (DIANA, i)
Ambient temperatur	-25...+60°C

**Features:**

Connection	6+1 pin Plug stBi7
Output	3+1 pole no.-cable ..mK4 Relay 240VAC/5A, 120W/1200VA, 1xCh, R npn 60mA s.c.-prot., e3 Optocoupler 60V/50mA, e1
Access time	"q": ~2ms/switch transition
Switching rate	"q": 300/s (Relay: 10/s)
Time Delay	switching-on-off-delay, separately adjustable ,z1...
Heat-protected transducersystem, p1 If using cooling water flange, then milled wall, y	

**Accessories:**

- Heavy adjustment flange R27SH
- Elbow tube adjustment AD27SS2
- Cooling water flange KW27

**Description of the Application:**

---



---



---

1456 DE (12.06.03 gs) 14.08.20 tb  
 E\_ 1456\_1 (18.02.05 m)  
 (21.06.95 tb) (08.05.14 tb)  
 (09.01.98 tb) (14.05.14 tb)